


Community Facilities
Residents' entrance
waiting area & Concierge
service, meeting room
and gym




main scheme
car parking




18/00245/FUL
car parking



19/01868/FUL
car parking



main scheme
bicycle parking



18/00245/FUL
bicycle parking



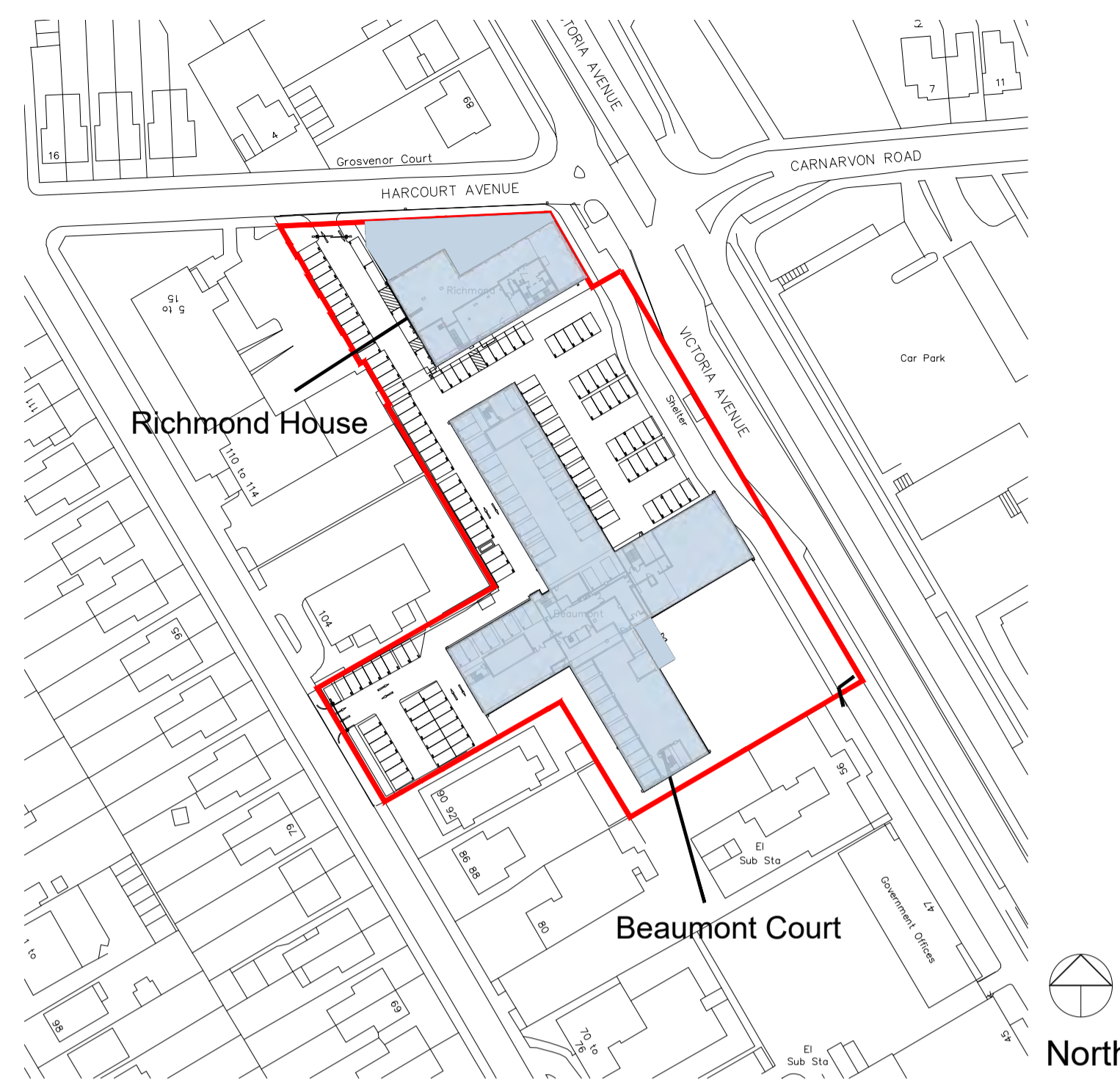
19/01868/FUL
bicycle parking

Laurel planting

WEST

(A) (B) (C) Air conditioning compressor
equipment
Total car parking spaces 180 plus
7 public spaces within the square

Total cycle parking (bike
racks) 294



LOCATION PLAN 1:1250



See drawing
279-03-15-6103A for
landscaping details

BUILDER INFORMATION:
DO NOT SCALE FROM DRAWINGS. ONLY USE FIGURED DIMENSIONS.

Prior building works must be instructed by the client.

It is essential that all client/builders notes are instructed by the client as per the Architects/Engineers request.

Failure to complete these instructions could have a cost implication on the tender stage or even the feasibility to deliver the project as proposed.

It is solely the responsibility of the client to instruct these works so that the information is available prior to build.

Client and Builder Notes 1 (CBN1)

Trial pits to be carried out to expose all interface areas between the existing and new building. To be checked by contractor prior to building works commencing and information to be relayed back to the Architect.

Client and Builder Notes 2 (CBN2)

Drainage search to be carried out. Client to instruct prior to formal planning submission. To be checked by contractor prior to building works commencing and information to be relayed back to the Architect.

Client and Builder Notes 3 (CBN3)

Client budget awaiting confirmation so that a cost plan can be commissioned.

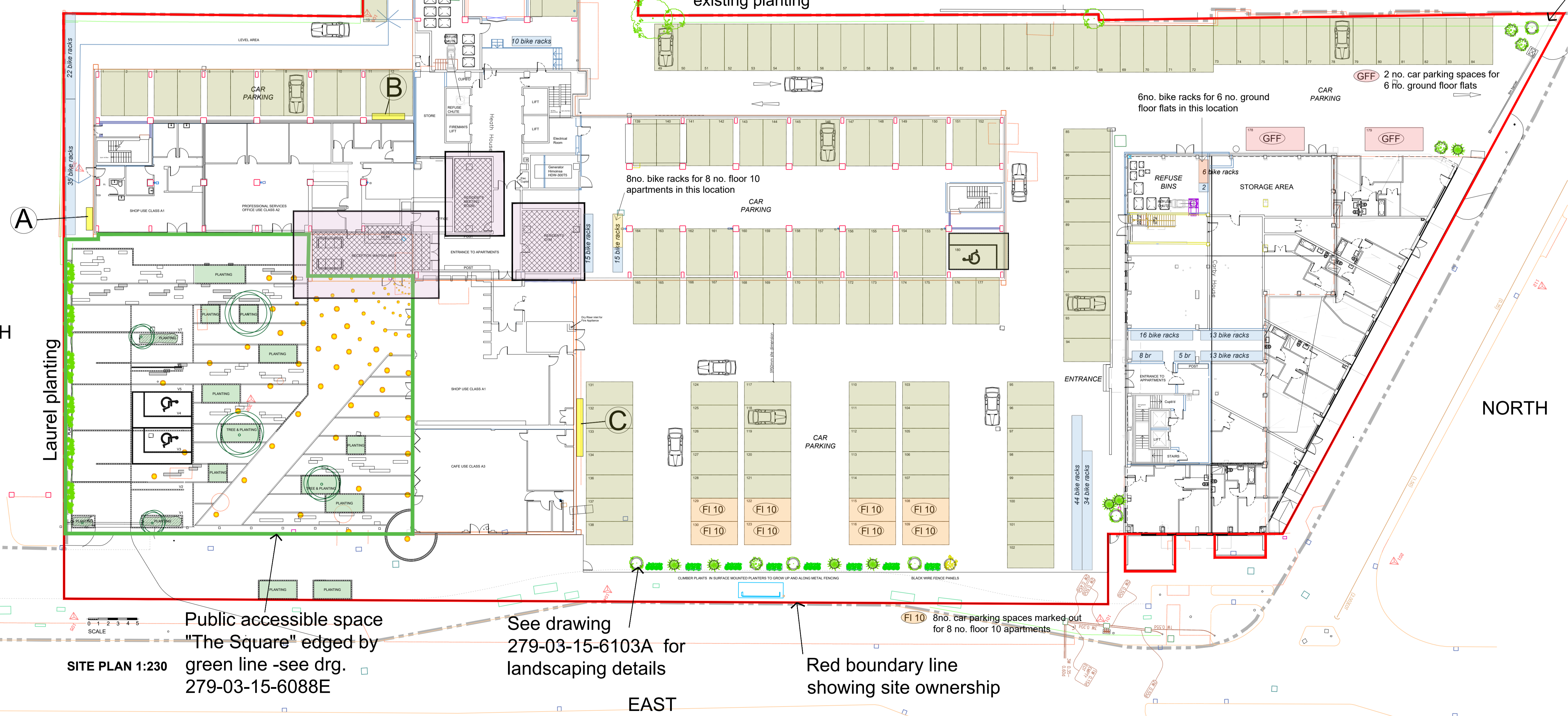
STATUS: PROPOSED

PROJECT STAGE: RIBA STAGE 5	DRAWN BY: RB	CHECKED BY: SK
CLIENT: Randall Watts	PROJECT NO: 279-03-15	REVISION: A
PROJECT: Beaumont Court and Richmond House, S05	DATE: 6202	SCALE: 1:230 on A1
DATE: 279-03-15	DATE: 6202	DATE: July 2020

BUILDER INFORMATION:
DO NOT BUILD FROM ANY DRAWING PACKAGES THAT DO NOT SAY, BUILDING CONTROL APPROVED OR IN CONSTRUCTION PACKAGES. IT IS THE RESPONSIBILITY OF THE BUILDER TO CONTACT THE ARCHITECT TO REQUEST/CONFIRM THE RIGHT DRAWING PACKAGE IS ON SITE. PLEASE BE ADVISED THAT ALL DRAWING PACKAGES WILL ALSO HAVE STRUCTURAL ENGINEERING WORKS ATTACHED. DO NOT BUILD WITHOUT ALL PAPERWORK.

DRAWING NOTES:
ALL ITEMS, NOTES, DIMENSIONS AND GENERAL DESIGN CONTAINED IN THIS DRAWING ARE FOR GUIDANCE PURPOSES ONLY. NOMINATED BUILDER AND PERSON RESPONSIBLE FOR THE PROJECT SHOULD MAKE A THOROUGH CHECK PRIOR TO COMMENCEMENT OF WORKS AGAINST SITE. DRAINAGE SERVICE DRAWINGS, CURRENT BUILDING REGULATIONS, BRITISH STANDARDS AND CODES OF PRACTICE. FAILURE TO DO SO WILL BE AT THE LIABILITY OF THE BUILDER/CONTRACTOR NOT THE ARCHITECT.

THE CONTRACTOR IS TO ALLOW WITHIN THEIR PRICE FOR ALL ITEMS NOT LISTED BUT THAT WILL BE REQUIRED TO COMPLETE THE WORK IN ACCORDANCE WITH ALL CURRENT LEGISLATION.



Public accessible space
"The Square" edged by
green line -see drg.
279-03-15-6088E

See drawing
279-03-15-6103A for
landscaping details

Red boundary line
showing site ownership

SITE PLAN 1:230